

Verified by Visa Customer Registration Instructions

Verified by Visa is a new service being offered **FREE** to our customers which addresses the number one concern when shopping on online: **SECURITY**. This new service allows customers to add an online password to existing Visa Debit Cards. Verified by Visa helps prevent unauthorized use of Visa Debit cards, giving customers added confidence when they shop on line.

Registration is quick and simple. Once registered when a customer clicks “buy” at checkout at participating merchant sites, a Verified by Visa screen appears. The customer then enters their password and clicks “submit”. First American Bank verifies the customer’s identity and the purchase process proceeds.

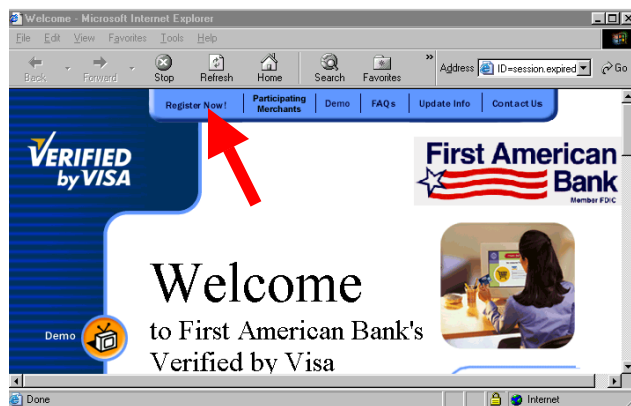
This new service provides our customers with the reassurance that, at participating online stores, they have added protection against unauthorized use of their Visa debit card.

Getting started:

From our web site www.fabt.com click on Verified by Visa. You may want to visit the FAQ’s and or the Demo to learn more about this service.

To Register:

From the Verified by Visa screen click on “**Register Now**”

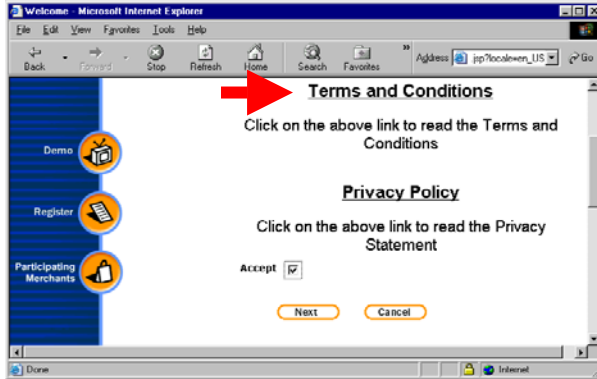


When the following screen appears click on the words **Register Now!**



To read the Terms and Conditions and the Privacy Policy

- Click on the wording **Terms and Conditions**
- Click on the working **Privacy Policy**
- To accept click in the box titled **Accept**
- Click the word **Next**

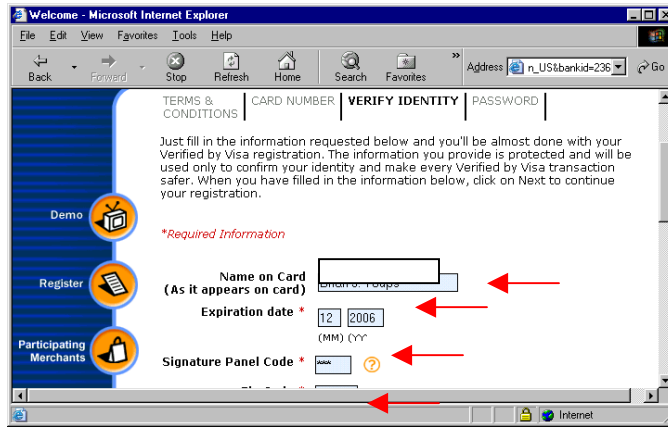


Enter the card number appearing of the face of the card



Verify Identity

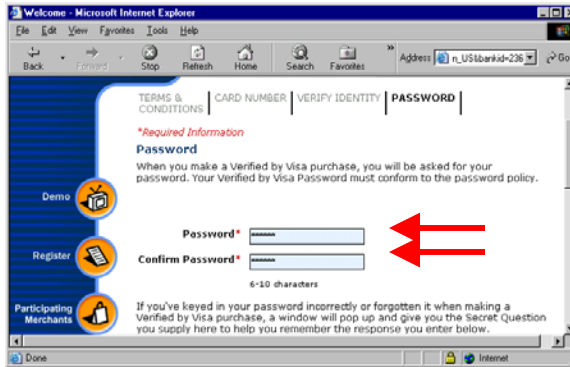
- Enter requested information –
- **Name** as it appears on the card,
- **Expiration date** and the
- **Last three numbers** appearing on the signature line on the back of the card.
- **Zip Code** – where debit card was received.
- **Click NEXT**



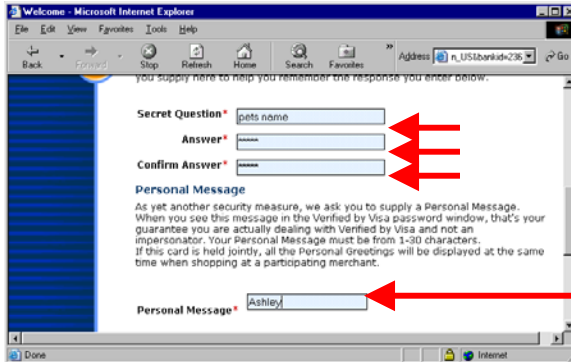
Move screen down to enter Zip Code and click NEXT

Password

Type in a 6 to 10 character password, using numbers or alphabet only.

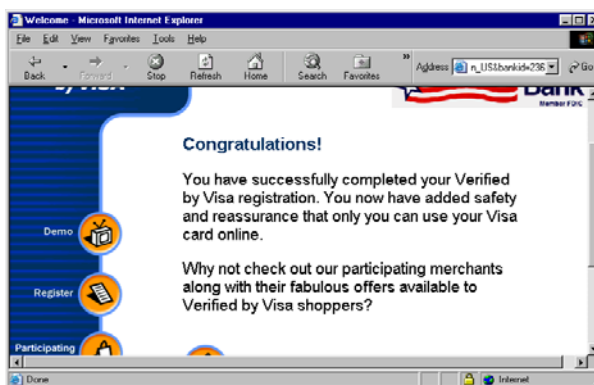


Move down the screen and enter the remaining needed information. This information is provided to assist you in the event that you forget your password. We will show you the questions; the answer will be your password. Example: What is my pets' name? The answer will be your password "PEPPER". You will be required to type in the password, and retype the password to be sure that you entered the information correctly.



As an added security measure, we ask that you supply a Personal Message. When you see this message in the Verified by Visa Password window, that's your guarantee you are actually dealing with Verified by Visa and not an impersonator. Your message must be from 1 to 30 characters. Use numbers or alphabet only.

Click submit to complete the registration process. That is all there is to it. You will receive a message to let you know that you have successfully registered.



Should you have any questions, please give our Call Center a call at 1-800-738-2265 or 1-225-265-2265.